

SAVING BECOMES
EXPLOSION PROTECTED



eXLink 6+1: The Additional Formula for Your Connections



6+1: The formula for your flexible power connection in hazardous areas

The new series of connectors **eXLink 6+1** expand the innovative connector series **eXLink 4+1** by two essential features:



- 2 additional conductors
- In cases, where four conductors are not enough, the new series 6+1 offers two more conductors – p-e. for three-phase motors with monitoring device (PT 100) or servo-signal for speed control.

16 A
400 V

- Rated current 16 A!
- The permissible rated current increases from 10 A up to max. 16 A and the rated voltage also increased from 250 V up to 400 V.



All benefits at a glance


With nearly the same size and handiness, the new series 6+1 offers among its additional functions all benefits of the well known **eXLink** system:

- Quick connection and disconnection in hazardous areas
- Safe electrical and mechanical connections in enclosures made of polyamide, brass or stainless steel
- No isolation
- No disconnection
- No hot work permit
- Less downtimes
- Flexible installation
- Highest degree of protection IP 66/IP 68
- Wide operating temperature range
- Extreme flexibility thanks to the various versions and codings
- Connectors cannot be interchanged
- Pre-fitted plugs and couplers for standardized installations



Our components:

- Plugs
- Connector
- Receptacles
- Inlets
- Elbows





Our experience for your safety

As the largest manufacturer of explosion protected electrical apparatus in the world, we offer you safe and efficient solutions for hazardous areas.

By use of innovative and well-engineered technique we take care of a safe and cost-efficient work flow in hazardous areas. For

our small-sized connectors we accept only the highest quality standards. In accordance to the requirements of our customers we continuously improve our products in order to provide optimized and cost-efficient products at any time.

Simply plug in to save costs with us

With the new explosion-protected **eXLink 6+1** connectors you can quickly and safely connect or disconnect your devices without the inconvenience of having to shutdown operations. This is particularly practical with devices that have to be


installed quickly or replaced or serviced frequently. All this without the inconvenience of isolating and disconnecting apparatus and waiting times. This means that your electricians can now devote their time to more important tasks.



The terminal stone age is terminated

Our new sophisticated series of connectors **eXLink 6+1** performs individual solutions for your requirements. Our extremely robust connectors with their 6 conductors plus PE are built for the power supply of mobile control units of electrical installations, drives and machines, as well as for measuring equipment, actuators and sensors in "sensitive" areas. There you really can't afford any downtime!

Expensive manual wiring by cable glands of actuators and sensors is past history now. By use of advanced explosion protected connectors in industrial and hazardous areas you can not only save precious time, but also significantly decrease your costs of operation and maintenance. With our simple plug in system there wouldn't be no additional mounting costs.



EXPLOSION PROTECTED CONNECTOR eXLink

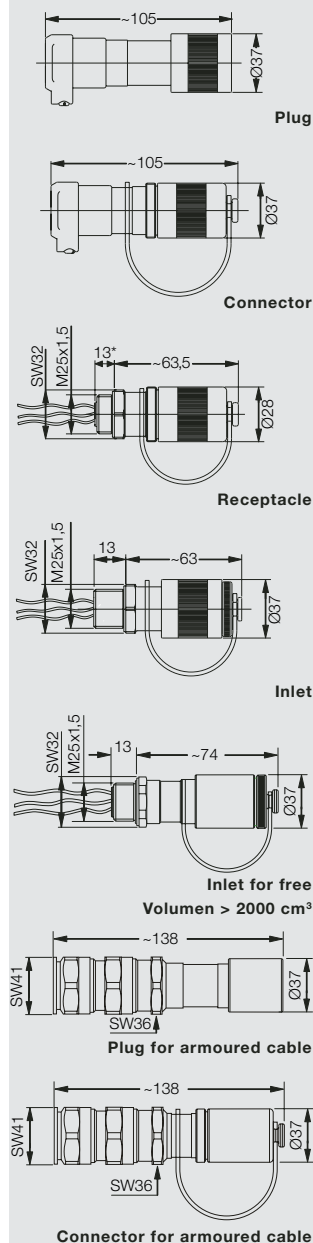
| 16A |

Technical Data

eXLink

Marking to 94/9/EC	Ex II 2 G
Type of protection	EEx de IIC T6
EC-Type Examination Certificate	PTB 06 ATEX (applied for)
Enclosure material	Polyamid, brass nickel plated or stainless steel AISI 316L
Rated voltage	
Crimp connection	AC to 400 V, 50/60 Hz DC to 60 V
Rated current	max. 3-phase 16 A
Backup-fuse max. without thermal protection	16 A
Backup-fuse max. with thermal protection	20 A gL
Permissible ambient temperature	-55 °C to +40 °C metal -20 °C to +40 °C plastic
Storage temperature in original packing	-55 °C to +80 °C
Degree of protection acc. EN 60529	IP66/IP 68 with closed and locked protective caps or duly plugged and locked components
Insulation class acc. EN 60598	II: plastic version I: metal version
Terminal cross section	Crimp 1.5 mm ² : 0.75 - 1.5 mm ² Solder: 0.34 - 1.0 mm ² Crimp 2.5 mm ² : 2.5 mm ² Cage clamp: 0.5 - 1.0 mm ² multi wire 0.5 - 1.5 mm ² single wire
Cable gland	Ø 7 - 11 mm Ø 11 - 15 mm ¹⁾ Ø 16 - 26 mm for armoured cables

¹⁾ Depending on type of cable



* Metal version:
13 mm for plastic version

Dimensions in mm



Cooper Crouse-Hinds GmbH
 Neuer Weg-Nord 49, D-69412 Eberbach
 Phone +49 (0) 62 71 806-500
 Fax +49 (0) 62 71 806-476
 Internet: www.ceag.de
 e-mail: info-ex@ceag.de