

## Ex-Safety switches




3-pole, 40 A

### Technical data

#### Ex-Safety switch 40 A for variable-speed three-phase drives

Marking to 94/9/EC	Ⓔ II 2 G Ex ed ia IIC T6 / Ⓔ II 2 D Ex tD A21 IP66 T80 °C	
EC-Type Examination Certificate	PTB 99 ATEX 1161	
IECEX Certificate of Conformity	BKI 07.0012	
Marking accd. to IECEx	Ex ed ia IIC T6 Ex tD A21 IP66 T53 °C	
Permissible ambient temperature	-20 °C to +40 °C <sup>1)</sup>	
Rated voltage	up to max. 690 V	
Rated current	max. 40 A	
Frequency	50/60 Hz	
Switch rating AC3	230 V AC	40 A
	400 V AC	40 A
	500 V AC	40 A
	690 V AC	32 A
Back up fuse	up to 400 V AC	max. 80 A gL
	up to 500 V AC	max. 80 A gL
	up to 690 V AC	max. 63 A gL
Main contact	2 x 16 mm <sup>2</sup>	
Aux./Signal contact	2 x 4 mm <sup>2</sup>	
Insulation class	I	
Degree of protection accd. EN 60529	IP66	
Cable glands/enclosure drilling	M25 (d = 8 - 17 mm) see ordering details M25 (d = 16 - 28 mm) see ordering details M32 (d = 21 - 35 mm) see ordering details Option: metal flange with 2 x thread	
Weight	approx. 4.3 kg	
Enclosure material	glass-fibre reinforced polyester	
Enclosure colour	black	
Auxiliary contact	1 x NO making - lagging; breaking - leading 1 x NC making - leading; breaking - lagging	
Safety interlock for electronics	1 x NO making - lagging; breaking - leading	
Padlocking	can be locked in OFF position with 3 commercially available padlocks	

<sup>1)</sup> Other ambient temperatures on request



3-pole, 40 A

### Ordering details

Version	Cable entry	Order No.
Safety switch 40 A 3-pole		
Version with 2 auxiliary contacts (1 x NO; 1 x NC), 1 x safety interlock for electronics (1 x NO)		
3-pole	2 x M40 / 2 x M25	<b>GHG 263 0053 R0001</b>

Customized version on request, auxiliary contacts in Ex ia available

### Accessories

#### Mounting plate for Ex-safety switch 125 A/180 A 3-pole

Type	Application	Fixing technique	Order No.
Size 3	2 x Pipe mounting	screw-on <sup>1)</sup>	<b>GHG 610 1953 R0110</b>

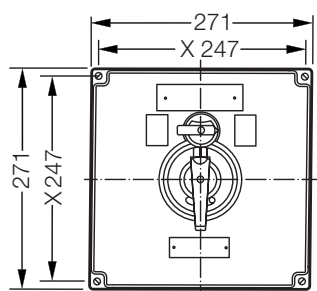
<sup>1)</sup> observe mounting distance

#### Accessories for mounting plates

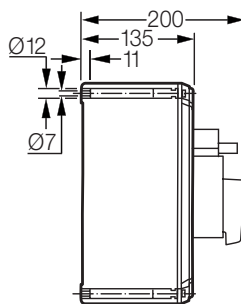
Type	OU	Order No.
Label holder with label (unlabelled) mounting plate size 1, 2, 2A and 3	10	<b>GHG 610 1953 R0057</b>
Installation kit for pipes 1" (of 27 - 30 mm) mounting plate for pipe mounting	10	<b>GHG 610 1953 R0020</b>

Please note that we can only deliver in the ordering units (OU) stated in the tables above

### Dimension drawing



Ex-safety switch 40 A



X = fixing dimensions