

NEXT

NEXT

Technical data

Ex-e Terminal Enclosure NEXT

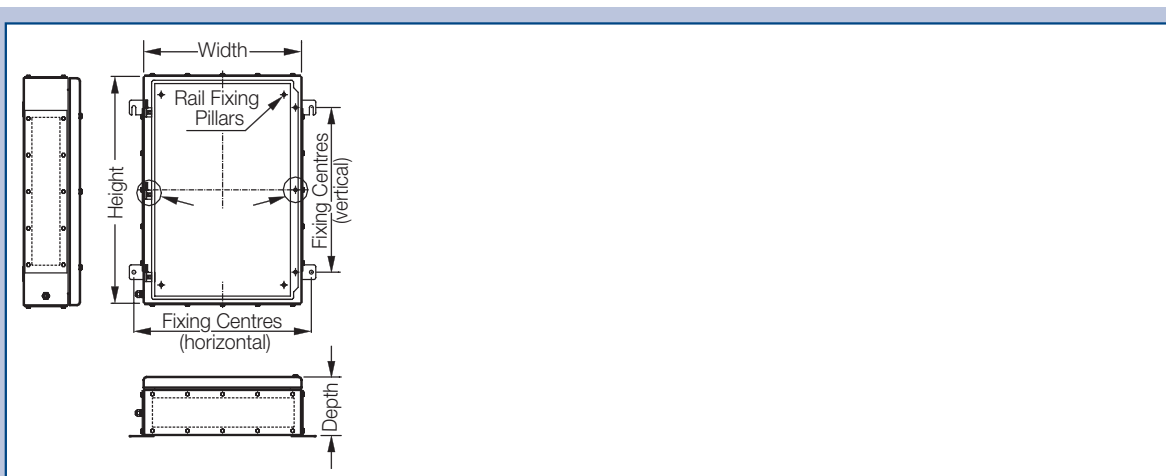
| | |
|--|--|
| Marking to 94/9/EC | Ⓔ II 2 G Ex e ia II, IIC T6, T5 / Ⓔ II 2 D Ex tD A21 IP66 T80 °C, T95 °C |
| Temperature class | T6 up to +40 °C / T5 up to +55 °C |
| EC-Type Examination Certificate | PTB 04 ATEX 1015 |
| Permissible ambient temperature | -45 °C to +55 °C -65 °C to +55 °C (option: Silicone gasket) |
| Rated voltage | up to 1100 V* |
| Rated current | up to 500 A* |
| Connecting terminals | u to 240 mm ² * |
| Insulation class | I |
| Degree of protection accd. EN 60529 | IP66 |
| Cable glands/Gland plates/Enclosure drilling | up to 4 side optional gland plate (3 mm) combination with entries to meet requirements |
| Type of mounting | 4 x 3 mm welded lugs with Ø 11 mm holes/slots, horizontal |
| Enclosure material | stainless steel 316 L electro chemically polished or sheet steel polyester powder coated (RAL 7032) |
| Material thickness | 1.5 mm, 2 mm (- 62/45/20 and over) |
| Equipment mountings | 4 x stand off pillars Ø 9 mm, 25 mm height, tapped M6 x 10, for rail or mounting plate |
| Enclosure earth | M10 external/internal brass earth stud assembly, M6 intern. stud on lid & painted gland plates |
| Gasket material | Chloroprene gasket, Silicone gasket (option) |

* depending on type of terminal and Ex-components used

Additional Approvals:


cULUs types 3S, 4, 4 x approval suitable for
Class I, Div 2 applications, Class I Zone 1, AExe II T6 (Limited range available),
GOST 'R', Germanischer Lloyd

Dimension drawing



Dimensions in mm

Ex-e terminal enclosures



NEXT

Ordering details NEXT METRIC up to 2 x 51 terminals

| NEXT Size | Dimensions ¹⁾ H x W x D in mm | Fixing Centres ¹⁾ F _{vertical} X F _{horizontal} | Weight in kg (empty enclosure) | Terminal mounting rail | | | | Terminal content | | | |
|---|---|---|---|------------------------|--------|-------------|--------|--|-------|-------|---------|
| | | | | Rail fixing centres | | Rail length | | Row orientation vertical (thickness in mm) | | | |
| | | | | vert. | horiz. | vert. | horiz. | 2.5 (5) | 4 (6) | 6 (8) | 10 (10) |
| Enclosure dimensions and terminal content | | | | | | | | | | | |
| 22/15/13 | 229x152x130 | 152x208 ²⁾ | 3.25 | 129 | 52 | 149 | 72 | 1x21 | 1x17 | 1x13 | 1x10 |
| 26/26/16 | 260x260x160 | 170x316 | 5.50 | 160 | 160 | 180 | 180 | 2x27 | 2x23 | 1x17 | 1x13 |
| 26/26/20 | 260x260x205 | 170x316 | 5.50 | 160 | 160 | 180 | 180 | 2x27 | 2x23 | 1x17 | 1x13 |
| 30/30/16 | 306x306x160 | 203x361 ²⁾ | 7.00 | 206 | 260 | 226 | 226 | 2x36 | 2x30 | 2x23 | 2x18 |
| 30/30/20 | 306x306x205 | 203x361 ²⁾ | 7.00 | 206 | 206 | 226 | 226 | 2x36 | 2x30 | 2x23 | 2x18 |
| 38/26/16 | 380x260x160 | 250x316 | 7.00 | 280 | 180 | 300 | 160 | 2x51 | 2x43 | 1x32 | 1x25 |
| 38/26/20 | 380x260x205 | 250x316 | 7.00 | 280 | 180 | 300 | 160 | 2x51 | 2x43 | 1x32 | 1x25 |

| NEXT Size | Available glanding area | | | Max. Entry Guide (metric) | | | | | | | Order No. ³⁾ |
|--------------------|----------------------------------|---------|---------|-----------------------------|----------|----------|-------|-------|-------|-------|-------------------------|
| | Top & Bottom | Left | Right | Top & Bottom / Left / Right | | | | | | | |
| | (with gland plates fitted) in mm | | | M16 | M20 | M25 | M32 | M40 | M50 | M63 | |
| Gland entry detail | | | | | | | | | | | |
| 22/15/13 | 58x108 | 58x108 | 58x108 | 6/6/6 | 3/3/3 | 2/2/2 | 1/1/1 | - | - | - | NXTS12215130 |
| 26/26/16 | 214x 80 | 114x 80 | 114x 80 | 20/9/9 | 10/6/6 | 6/3/2 | 3/2/3 | 3/1/1 | 2/1/1 | - | NXTS12626160 |
| 26/26/20 | 214x124 | 114x124 | 114x124 | 28/18/18 | 15/9/9 | 12/5/5 | 6/4/4 | 5/2/2 | 2/1/1 | 2/1/1 | NXTS12626200 |
| 30/30/16 | 261x 80 | 214x 80 | 261x 80 | 26/20/26 | 14/10/14 | 8/6/8 | 4/3/4 | 3/3/3 | 3/2/3 | - | NXTS13030160 |
| 30/30/20 | 261x124 | 214x124 | 261x124 | 34/28/34 | 20/15/20 | 15/12/15 | 8/6/8 | 6/5/6 | 3/2/3 | 2/2/2 | NXTS13030200 |
| 38/26/16 | 214x 80 | 214x 80 | 214x 80 | 20/20/20 | 10/10/10 | 6/6/6 | 3/3/3 | 3/3/3 | 2/2/2 | - | NXTS13826160 |
| 38/26/20 | 214x124 | 214x124 | 214x124 | 28/28/28 | 15/15/15 | 12/12/12 | 6/6/6 | 5/5/5 | 2/2/2 | 2/2/2 | NXTS13826200 |


| Options | |
|--|-------------------------------|
| with 1 gland plate | NXT S1 XXYYZZ 1 |
| with 2 gland plates | NXT S1 XXYYZZ 2 |
| with 3 gland plate | NXT S1 XXYYZZ 3 |
| with 4 gland plates | NXT S1 XXYYZZ 4 |
| NXT Painted | NXT PS XXYYZZ N |
| Permanent Padlock Hasp Facility (Factory Fitted ONLY) | NXT NN XXYYZZ0- HASP |

| Type | Order No. |
|--|---------------------------|
| Example | |
| 30/30/16 with 3 gland plates, painted and Padlock HASP facility | NXTPS13030163-HASP |

Notes: ¹⁾ Dimensions drawing see page 7.39

²⁾ ~~123~~³⁾ Subtract 30 mm when no side gland plates

³⁾ Refer to „OPTIONS“ for full order number detail



NEXT

Ordering details NEXT METRIC up to 3 x 128 terminals

| NEXT Size | Dimensions ¹⁾ H x W x D in mm | Fixing Centres ¹⁾ F _{vertical} X F _{horizontal} | Weight in kg (empty enclosure) | Terminal mounting rail | | | | Terminal content | | | |
|---|---|---|---|------------------------|--------|-------------|--------|--|-------|-------|---------|
| | | | | Rail fixing centres | | Rail length | | Row orientation vertical (thickness in mm) | | | |
| | | | | vert. | horiz. | vert. | horiz. | 2.5 (5) | 4 (6) | 6 (8) | 10 (10) |
| Enclosure dimensions and terminal content | | | | | | | | | | | |
| 45/38/16 | 458x382x160 | 305x437 ²⁾ | 9.75 | 358 | 282 | 378 | 302 | 2x 67 | 2x 56 | 2x42 | 2x33 |
| 45/38/20 | 458x382x205 | 305x437 ²⁾ | 9.75 | 358 | 282 | 378 | 302 | 2x 67 | 2x 56 | 2x42 | 2x33 |
| 48/48/20 | 480x480x205 | 327x535 ²⁾ | 10.40 | 380 | 380 | 400 | 400 | 3x 71 | 3x 59 | 3x44 | 3x35 |
| 50/35/20 | 500x350x205 | 350x406 | 10.50 | 400 | 260 | 420 | 270 | 3x 75 | 2x 63 | 2x47 | 2x37 |
| 62/45/20 | 620x450x205 | 450x506 | 17.00 | 520 | 350 | 540 | 370 | 4x 99 | 3x 83 | 3x62 | 3x49 |
| 74/55/20 | 740x550x205 | 540x606 | 30.40 | 640 | 450 | 660 | 470 | 5x124 | 4x103 | 4x77 | 4x61 |
| 76/50/20 | 762x508x205 | 508x564 ²⁾ | 23.50 | 662 | 408 | 682 | 428 | 3x128 | 3x106 | 3x80 | 3x64 |


| NEXT Size | Available glanding area | | | Max. Entry Guide (metric) | | | | | | Order No. ³⁾ | |
|--------------------|----------------------------------|---------|---------|-----------------------------|----------|----------|----------|----------|-------|-------------------------|--------------|
| | Top & Bottom | Left | Right | Top & Bottom / Left / Right | | | | | | | |
| | (with gland plates fitted) in mm | | | M16 | M20 | M25 | M32 | M40 | M50 | M63 | |
| Gland entry detail | | | | | | | | | | | |
| 45/38/16 | 337x 80 | 337x 80 | 337x 80 | 29/29/29 | 18/18/18 | 10/10/10 | 6/6/6 | 5/5/5 | 4/4/4 | - | NXTS14538160 |
| 45/38/20 | 337x124 | 337x124 | 337x124 | 46/46/46 | 26/26/26 | 21/21/21 | 11/11/11 | 9/9/9 | 4/4/4 | 3/3/3 | NXTS14538200 |
| 48/48/20 | 404x124 | 337x124 | 404x124 | 53/46/53 | 30/26/30 | 24/21/24 | 14/11/14 | 11/9/11 | 5/4/5 | 4/3/4 | NXTS14848200 |
| 50/35/20 | 304x124 | 304x124 | 304x124 | 40/40/40 | 24/24/24 | 18/18/18 | 10/10/10 | 7/7/7 | 4/4/4 | 3/3/3 | NXTS15035200 |
| 62/45/20 | 404x124 | 404x124 | 404x124 | 53/53/53 | 30/30/30 | 24/24/24 | 14/14/14 | 11/11/11 | 5/5/5 | 4/4/4 | NXTS16245200 |
| 74/55/20 | 504x124 | 504x124 | 504x124 | 60/60/60 | 39/39/39 | 30/30/30 | 18/18/18 | 13/13/13 | 6/6/6 | 5/5/5 | NXTS17455200 |
| 76/50/20 | 404x124 | 594x124 | 594x124 | 53/82/82 | 30/47/47 | 24/39/39 | 14/20/20 | 11/17/17 | 5/7/7 | 4/6/6 | NXTS17650200 |

| Options | |
|--|------------------------------|
| with 1 gland plate | NXT S1 XXYZZ 1 |
| with 3 gland plate | NXT S1 XXYZZ 3 |
| NXT Painted | NXT PS XXYZZ N |
| with 2 gland plates | NXT S1 XXYZZ 2 |
| with 4 gland plates | NXT S1 XXYZZ 4 |
| Permanent Padlock Hasp Facility (Factory Fitted ONLY) | NXT NN XXYZZ0- HASP |

| Type | Order No. |
|---|--------------------|
| Example | |
| 62/45/20 with 3 gland plates, 316L SS and Padlock HASP facility | NXTS162445203-HASP |

Notes: ¹⁾ Dimensions drawing see page 7.39
²⁾ 123³⁾ Subtract 30 mm when no side gland plates
³⁾ Refer to „OPTIONS“ for full order number detail

Ex-e terminal enclosures



Ordering details NEXT METRIC up to 6 x 171 terminals

| NEXT Size | Dimensions ¹⁾ H x W x D in mm | Fixing Centres ¹⁾ F _{vertical} X F _{horizontal} | Weight in kg (empty enclosure) | Terminal mounting rail | | | | Terminal content | | | |
|---|---|---|---|------------------------|--------|-------------|--------|--|-------|-------|---------|
| | | | | Rail fixing centres | | Rail length | | Row orientation vertical (thickness in mm) | | | |
| | | | | vert. | horiz. | vert. | horiz. | 2.5 (5) | 4 (6) | 6 (8) | 10 (10) |
| Enclosure dimensions and terminal content | | | | | | | | | | | |
| 86/64/20 | 860x640x205 | 570x696 | 29.00 | 760 | 540 | 780 | 560 | 6x147 | 5x123 | 5x 92 | 4x73 |
| 91/61/20 | 914x610x205 | 559x666 ²⁾ | 31.00 | 814 | 510 | 834 | 530 | 5x158 | 5x132 | 4x 99 | 4x79 |
| 98/74/20 | 980x740x205 | 700x796 | 38.00 | 880 | 640 | 900 | 660 | 6x171 | 6x143 | 5x107 | 5x85 |

| NEXT Size | Available glanding area | | | Max. Entry Guide (metric) | | | | | | Order No. ³⁾ | |
|--------------------|----------------------------------|-----------------|-----------------|-----------------------------|----------|----------|----------|----------|---------|-------------------------|---------------------|
| | Top & Bottom | Left | Right | Top & Bottom / Left / Right | | | | | | | |
| | (with gland plates fitted) in mm | | | M16 | M20 | M25 | M32 | M40 | M50 | M63 | |
| Gland entry detail | | | | | | | | | | | |
| 86/64/20 | 594x124 | 2x (304x124) | 2x (304x124) | 82/80/80 | 47/48/48 | 39/36/36 | 20/20/20 | 17/14/14 | 7/8/8 | 6/6/6 | NXTS18664200 |
| 91/61/20 | 566x108 | 566x108 | 566x108 | 72/72/72 | 42/42/42 | 24/24/24 | 18/18/18 | 8/8/8 | 7/7/7 | 6/6/6 | NXTS19161200 |
| 98/74/20 | 2x (304x124) | 2x (404x124) | 2x (404x124) | 80/106/106 | 48/60/60 | 36/48/48 | 20/28/28 | 14/22/22 | 8/10/10 | 6/8/8 | NXTS19874200 |


| Options | |
|--|-------------------------------|
| with 1 gland plate | NXT S1 XXYZZZ 1 |
| with 2 gland plates | NXT S1 XXYZZZ 2 |
| with 3 gland plate | NXT S1 XXYZZZ 3 |
| with 4 gland plates | NXT S1 XXYZZZ 4 |
| NXT Painted | NXT PS XXYZZZ N |
| Permanent Padlock Hasp Facility (Factory Fitted ONLY) | NXT NN XXYZZZ0- HASP |

| Type | Order No. |
|---|--------------------------|
| Example | |
| 91/61/20 with 1 gland plate, 316L SS and Padlock HASP facility | NXTS19161201-HASP |

Notes: ¹⁾ Dimensions drawing see page 7.39

²⁾ 123³⁾ Subtract 30 mm when no side gland plates

³⁾ Refer to „OPTIONS“ for full order number detail



Ordering details NEXT METRIC up to 6 x 75 terminals

| NEXT Size | Dimensions ¹⁾ H x W x D in mm | Fixing Centres ¹⁾ F _{vertical} X F _{horizontal} | Weight in kg (empty enclosure) | Terminal mounting rail | | | | Terminal content | | | |
|---|---|---|---|------------------------|--------|-------------|--------|--|-------|-------|---------|
| | | | | Rail fixing centres | | Rail length | | Row orientation vertical (thickness in mm) | | | |
| | | | | vert. | horiz. | vert. | horiz. | 2.5 (5) | 4 (6) | 6 (8) | 10 (10) |
| Enclosure dimensions and terminal content – landscape orientation – | | | | | | | | | | | |
| 30/35/20 | 306x350x205 | 203x405 | 7.70 | 206 | 250 | 226 | 270 | 3x36 | 2x30 | 2x23 | 2x18 |
| 38/45/20 | 380x450x205 | 250x506 | 10.60 | 280 | 350 | 300 | 370 | 4x36 | 3x36 | 3x30 | 3x23 |
| 45/55/20 | 458x550x205 | 305x606 | 14.90 | 358 | 450 | 378 | 470 | 5x67 | 4x56 | 4x42 | 4x33 |
| 50/64/20 | 500x640x205 | 350x696 | 20.90 | 400 | 540 | 420 | 560 | 6x75 | 5x63 | 5x47 | 4x37 |

| NEXT Size | Available glanding area | | | Max. Entry Guide (metric) | | | | | | Order No. ³⁾ | |
|--|----------------------------------|---------|---------|-----------------------------|----------|----------|----------|----------|-------|-------------------------|--------------|
| | Top & Bottom | Left | Right | Top & Bottom / Left / Right | | | | | | | |
| | (with gland plates fitted) in mm | | | M16 | M20 | M25 | M32 | M40 | M50 | M63 | |
| Gland entry detail – landscape orientation – | | | | | | | | | | | |
| 30/35/20 | 304x124 | 214x124 | 258x124 | 40/28/34 | 24/15/18 | 18/12/15 | 10/6/8 | 7/5/6 | 4/2/3 | 3/2/2 | NXTS13035201 |
| 38/45/20 | 404x124 | 214x124 | 214x124 | 53/28/28 | 30/15/15 | 24/12/12 | 14/6/6 | 11/5/5 | 5/2/2 | 4/2/2 | NXTS13845201 |
| 45/55/20 | 504x124 | 334x124 | 334x124 | 60/44/44 | 39/26/26 | 30/21/21 | 18/11/11 | 13/9/9 | 6/4/4 | 5/3/3 | NXTS14555201 |
| 50/64/20 | 594x124 | 404x124 | 404x124 | 82/53/53 | 47/30/30 | 39/24/24 | 20/14/14 | 17/11/11 | 7/5/5 | 6/4/4 | NXTS15064201 |


Options

| | | | |
|--------------------|------------------------------|--|------------------------------|
| with 1 gland plate | NXT S1 XXYZZ 1 | with 2 gland plates | NXT S1 XXYZZ 2 |
| with 3 gland plate | NXT S1 XXYZZ 3 | with 4 gland plates | NXT S1 XXYZZ 4 |
| NXT Painted | NXT PS XXYZZ N | Permanent Padlock Hasp Facility (Factory Fitted ONLY) | NXT NN XXYZZ0- HASP |

| Type | Order No. |
|---|------------------|
| Example | |
| 30/35/20 with 3 gland plates, painted and Padlock HASP facility | NXTPS303520-HASP |

- Notes: ¹⁾ Dimensions drawing see page 7.39
²⁾ 123³⁾ Subtract 30 mm when no side gland plates
³⁾ Refer to „OPTIONS“ for full order number detail

Ex-e terminal enclosures



NEXT

Ordering details NEXT IMPERIAL up to 2 x 51 terminals

| NEXT Size | Dimensions ¹⁾ H x W x D in inches | Fixing Centres ¹⁾ F _{vertical} X F _{horizontal} | Weight in pounds (empty enclosure) | Terminal mounting rail | | | | Terminal content | | | |
|---|--|---|---|------------------------|--------|-------------|--------|--------------------------|-------|-------|---------|
| | | | | Rail fixing centres | | Rail length | | Row orientation vertical | | | |
| | | | | vert. | horiz. | vert. | horiz. | 2.5 (5) | 4 (6) | 6 (8) | 10 (10) |
| Enclosure dimensions and terminal content | | | | | | | | | | | |
| 22/15/13 | 9.02x 5.98x5.12 | 5.98x <u>8.19</u> ²⁾ | 7.15 | 5.08 | 2.05 | 5.87 | 2.83 | 1x21 | 1x17 | 1x13 | 1x10 |
| 26/26/16 | 10.24x10.24x6.3 | 6.69x12.44 | 12.10 | 6.30 | 6.30 | 7.09 | 7.09 | 2x27 | 2x23 | 1x17 | 1x13 |
| 26/26/20 | 10.24x10.24x8.07 | 6.69x12.44 | 12.10 | 6.30 | 6.30 | 7.09 | 7.09 | 2x27 | 2x23 | 1x17 | 1x13 |
| 30/30/16 | 12.05x12.05x6.3 | 0.79x <u>1.42</u> ²⁾ | 15.40 | 8.11 | 8.11 | 8.90 | 8.90 | 2x36 | 2x30 | 2x23 | 2x18 |
| 30/30/20 | 12.05x12.05x8.07 | 0.79x <u>1.42</u> ²⁾ | 15.40 | 8.11 | 8.11 | 8.90 | 8.90 | 2x36 | 2x30 | 2x23 | 2x18 |
| 38/26/16 | 14.96x10.24x6.3 | 9.84x12.44 | 15.40 | 11.02 | 7.09 | 11.81 | 6.30 | 2x51 | 2x43 | 1x32 | 1x25 |
| 38/26/20 | 14.96x10.24x8.07 | 9.84x12.44 | 15.40 | 11.02 | 7.09 | 11.81 | 6.30 | 2x51 | 2x43 | 1x32 | 1x25 |

| NEXT Size | Available glanding area | | | Max. Entry Guide (imperial) | | | | | | | | Order No. ³⁾ |
|--------------------|--------------------------------------|-----------|------------|-----------------------------|----------|--------|------------|------------|--------|------------|---------------------|-------------------------|
| | Top & Bottom | Left | Right | Top & Bottom / Left / Right | | | | | | | | |
| | (with gland plates fitted) in inches | | | 1/2" NPT | 3/4" NPT | 1" NPT | 1 1/4" NPT | 1 1/2" NPT | 2" NPT | 2 1/2" NPT | | |
| Gland entry detail | | | | | | | | | | | | |
| 22/15/13 | 4.25x2.28 | 4.25x2.28 | 4.25x2.28 | 3/3/3 | 2/2/2 | 2/2/2 | - | - | - | - | NXTS12215130 | |
| 26/26/16 | 8.43x3.15 | 4.49x3.15 | 4.49x3.15 | 11/5/5 | 4/2/2 | 4/2/2 | 3/1/1 | 2/1/1 | - | - | NXTS12626160 | |
| 26/26/20 | 8.43x4.88 | 4.49x4.88 | 4.49x4.88 | 17/8/8 | 12/6/6 | 7/3/3 | 5/2/2 | 2/1/1 | 2/1/1 | 2/1/1 | NXTS12626200 | |
| 30/30/16 | 10.28x3.15 | 8.43x3.15 | 10.28x3.15 | 13/11/13 | 5/4/5 | 4/4/4 | 4/3/4 | 3/2/3 | - | - | NXTS13030160 | |
| 30/30/20 | 10.28x4.88 | 8.43x4.88 | 10.28x4.88 | 20/17/20 | 15/12/15 | 8/7/8 | 7/5/7 | 3/2/3 | 2/2/2 | 2/2/2 | NXTS13030200 | |
| 38/26/16 | 8.43x3.15 | 8.43x3.15 | 8.43x3.15 | 11/11/11 | 4/4/4 | 4/4/4 | 3/3/3 | 2/2/2 | - | - | NXTS13826160 | |
| 38/26/20 | 8.43x4.88 | 8.43x4.88 | 8.43x4.88 | 17/17/17 | 12/12/12 | 7/7/7 | 5/5/5 | 2/2/2 | 2/2/2 | 2/2/2 | NXTS13826200 | |


| Options | |
|--|-------------------------------|
| with 1 gland plate | NXT S1 XXYYZZ 1 |
| with 3 gland plate | NXT S1 XXYYZZ 3 |
| NXT Painted | NXT PS XXYYZZ N |
| with 2 gland plates | NXT S1 XXYYZZ 2 |
| with 4 gland plates | NXT S1 XXYYZZ 4 |
| Permanent Padlock Hasp Facility (Factory Fitted ONLY) | NXT _ XXYYZZ0- HASP |

| Type | Order No. |
|---|---------------------------|
| Example | |
| 38/26/20 with 1 gland plate, painted and Padlock HASP facility | NXTPS13826201-HASP |

Notes: ¹⁾ Dimensions drawing see page 7.39

²⁾ 123³⁾ Subtract 30 mm when no side gland plates

³⁾ Refer to „OPTIONS“ for full order number detail



NEXT

Ordering details NEXT IMPERIAL up to 3 x 128 terminals

| NEXT Size | Dimensions ¹⁾ H x W x D in inches | Fixing Centres ¹⁾ F _{vertical} X F _{horizontal} | Weight in pounds (empty enclosure) | Terminal mounting rail | | | | Terminal content | | | |
|---|--|---|---|------------------------|--------|-------------|--------|--------------------------|-------|-------|---------|
| | | | | Rail fixing centres | | Rail length | | Row orientation vertical | | | |
| | | | | vert. | horiz. | vert. | horiz. | 2.5 (5) | 4 (6) | 6 (8) | 10 (10) |
| Enclosure dimensions and terminal content | | | | | | | | | | | |
| 45/38/16 | 18.03x15.04x6.30 | 12.01x17.20 ²⁾ | 21.45 | 14.09 | 11.10 | 14.88 | 11.89 | 2x 67 | 2x 56 | 2x42 | 2x33 |
| 45/38/20 | 18.03x15.04x8.07 | 12.01x17.20 ²⁾ | 21.45 | 14.09 | 11.10 | 14.88 | 11.89 | 2x 67 | 2x 56 | 2x42 | 2x33 |
| 48/48/20 | 18.09x18.09x8.07 | 12.87x21.06 ²⁾ | 22.88 | 14.96 | 14.96 | 15.75 | 15.75 | 3x 71 | 3x 59 | 3x44 | 3x35 |
| 50/35/20 | 19.69x13.78x8.07 | 13.78x15.98 | 23.10 | 15.75 | 10.24 | 16.54 | 10.63 | 3x 75 | 2x 63 | 2x47 | 2x37 |
| 62/45/20 | 24.41x17.72x8.07 | 17.72x19.92 | 37.40 | 20.47 | 13.78 | 21.26 | 14.57 | 4x 99 | 3x 83 | 3x62 | 3x49 |
| 74/55/20 | 29.13x21.65x8.07 | 21.26x23.86 | 66.88 | 25.20 | 17.72 | 25.98 | 18.50 | 5x124 | 4x103 | 4x77 | 4x61 |
| 76/50/20 | 30.00x20.00x8.07 | 20.00x22.20 ²⁾ | 51.70 | 26.06 | 16.06 | 26.85 | 16.85 | 3x128 | 3x106 | 3x80 | 3x64 |


| NEXT Size | Available glanding area | | | Max. Entry Guide (imperial) | | | | | | | Order No. ³⁾ |
|--------------------|--------------------------------------|------------|------------|-----------------------------|----------|----------|------------|------------|--------|------------|-------------------------|
| | Top & Bottom | Left | Right | Top & Bottom / Left / Right | | | | | | | |
| | (with gland plates fitted) in inches | | | 1/2" NPT | 3/4" NPT | 1" NPT | 1 1/4" NPT | 1 1/2" NPT | 2" NPT | 2 1/2" NPT | |
| Gland entry detail | | | | | | | | | | | |
| 45/38/16 | 13.27x3.15 | 13.27x3.15 | 13.27x3.15 | 18/18/18 | 7/7/7 | 6/6/6 | 5/5/5 | 4/4/4 | - | - | NXTS14538160 |
| 45/38/20 | 13.27x4.88 | 13.27x4.88 | 13.27x4.88 | 27/27/27 | 21/21/21 | 11/11/11 | 9/9/9 | 4/4/4 | 3/3/3 | 3/3/3 | NXTS14538200 |
| 48/48/20 | 15.91x4.88 | 13.27x4.88 | 15.91x4.88 | 33/27/33 | 26/21/26 | 14/11/14 | 11/9/11 | 5/4/5 | 4/3/4 | 3/3/3 | NXTS14848200 |
| 50/35/20 | 11.97x4.88 | 11.97x4.88 | 11.97x4.88 | 24/24/24 | 18/18/18 | 10/10/10 | 8/8/8 | 4/4/4 | 3/3/3 | 2/2/2 | NXTS15035200 |
| 62/45/20 | 15.91x4.88 | 15.91x4.88 | 15.91x4.88 | 33/33/33 | 26/26/26 | 14/14/14 | 11/11/11 | 5/5/5 | 4/4/4 | 3/3/3 | NXTS16245200 |
| 74/55/20 | 19.84x4.88 | 19.84x4.88 | 19.84x4.88 | 41/41/41 | 32/32/32 | 18/18/18 | 14/14/14 | 6/6/6 | 5/5/5 | 4/4/4 | NXTS17455200 |
| 76/50/20 | 15.91x4.88 | 23.39x4.88 | 23.39x4.88 | 33/48/48 | 26/39/39 | 14/21/21 | 11/17/17 | 5/7/7 | 4/6/6 | 3/5/5 | NXTS17650200 |

| Options | |
|--|------------------------------|
| with 1 gland plate | NXT S1 XXYZZ 1 |
| with 3 gland plate | NXT S1 XXYZZ 3 |
| NXT Painted | NXT PS XXYZZ N |
| with 2 gland plates | NXT S1 XXYZZ 2 |
| with 4 gland plates | NXT S1 XXYZZ 4 |
| Permanent Padlock Hasp Facility (Factory Fitted ONLY) | NXT NN XXYZZ0- HASP |

| Type | Order No. |
|---|--------------------|
| Example | |
| 62/45/20 with 3 gland plates, painted and Padlock HASP facility | NXTPS62445203-HASP |

Notes: ¹⁾ Dimensions drawing see page 7.39
²⁾ 123³⁾ Subtract 30 mm when no side gland plates
³⁾ Refer to „OPTIONS“ for full order number detail

Ex-e terminal enclosures



NEXT

Ordering details NEXT IMPERIAL up to 6 x 171 terminals


| NEXT Size | Dimensions ¹⁾ H x W x D in inches | Fixing Centres ¹⁾ F _{vertical} X F _{horizontal} | Weight in pounds (empty enclosure) | Terminal mounting rail | | | | Terminal content | | | |
|---|--|---|---|------------------------|--------|-------------|--------|--------------------------|-------|-------|---------|
| | | | | Rail fixing centres | | Rail length | | Row orientation vertical | | | |
| | | | | vert. | horiz. | vert. | horiz. | 2.5 (5) | 4 (6) | 6 (8) | 10 (10) |
| Enclosure dimensions and terminal content | | | | | | | | | | | |
| 86/64/20 | 33.86x25.20x8.07 | 22.44x27.40 | 83.80 | 29.92 | 21.26 | 30.71 | 22.05 | 6x147 | 5x123 | 5x 92 | 4x73 |
| 91/61/20 | 35.98x24.02x8.07 | 22.01x26.22 ²⁾ | 68.20 | 32.05 | 20.08 | 32.83 | 20.87 | 5x158 | 5x132 | 4x 99 | 4x79 |
| 98/74/20 | 38.58x29.13x8.07 | 27.56x31.34 | 83.60 | 34.65 | 25.20 | 35.43 | 25.98 | 6x171 | 6x143 | 5x107 | 5x85 |

| NEXT Size | Available glanding area | | | Max. Entry Guide (imperial) | | | | | | | Order No. ³⁾ |
|--------------------|--------------------------------------|--------------------|--------------------|-----------------------------|----------|----------|------------|------------|--------|------------|-------------------------|
| | Top & Bottom | Left | Right | Top & Bottom / Left / Right | | | | | | | |
| | (with gland plates fitted) in inches | | | 1/2" NPT | 3/4" NPT | 1" NPT | 1 1/4" NPT | 1 1/2" NPT | 2" NPT | 2 1/2" NPT | |
| Gland entry detail | | | | | | | | | | | |
| 86/64/20 | 1x (23.39x4.88) | 2x (11.97x4.88) | 2x (11.97x4.88) | 48/8/24 | 39/36/18 | 21/20/10 | 17/16/8 | 7/7/4 | 6/5/3 | 5/4/2 | NXTS18664200 |
| 91/61/20 | 22.28x4.25 | 22.28x4.25 | 22.28x4.25 | 47/47/47 | 24/24/24 | 20/20/20 | 8/8/8 | 7/7/7 | 6/6/6 | 5/5/5 | NXTS19161200 |
| 98/74/20 | 2x (11.97x4.88) | 2x (15.91x4.88) | 2x (15.91x4.88) | 48/66/33 | 36/51/26 | 20/28/14 | 16/22/11 | 7/9/5 | 5/7/4 | 4/6/3 | NXTS19874200 |

| Options | |
|--|-------------------------------|
| with 1 gland plate | NXT S1 XXYYZZ 1 |
| with 3 gland plate | NXT S1 XXYYZZ 3 |
| NXT Painted | NXT PS XXYYZZ N |
| with 2 gland plates | NXT S1 XXYYZZ 2 |
| with 4 gland plates | NXT S1 XXYYZZ 4 |
| Permanent Padlock Hasp Facility (Factory Fitted ONLY) | NXT NN XXYYZZ0- HASP |

| Type | Order No. |
|--|--------------------------|
| Example | |
| 98/74/20 with 1 gland plate, 316L and Padlock HASP facility | NXTS19874201-HASP |

- Notes:** ¹⁾ Dimensions drawing see page 7.39
²⁾ ~~123~~³⁾ Subtract 30 mm when no side gland plates
³⁾ Refer to „OPTIONS“ for full order number detail



NEXT

Ordering details NEXT IMPERIAL up to 6 x 75 terminals

| NEXT Size | Dimensions ¹⁾ H x W x D in inches | Fixing Centres ¹⁾ F _{vertical} X F _{horizontal} | Weight in pounds (empty enclosure) | Terminal mounting rail | | | | Terminal content | | | |
|---|--|---|---|------------------------|--------|-------------|--------|--------------------------|-------|-------|---------|
| | | | | Rail fixing centres | | Rail length | | Row orientation vertical | | | |
| | | | | vert. | horiz. | vert. | horiz. | 2.5 (5) | 4 (6) | 6 (8) | 10 (10) |
| Enclosure dimensions and terminal content – landscape orientation – | | | | | | | | | | | |
| 35/30/20 | 12.05x13.78x8.07 | 7.99x15.94 | 17.0 | 8.11 | 9.84 | 8.90 | 10.63 | 3x36 | 2x30 | 2x23 | 2x18 |
| 45/38/20 | 14.96x17.72x8.07 | 9.84x19.92 | 23.2 | 11.02 | 13.78 | 11.81 | 14.57 | 4x36 | 3x36 | 3x30 | 3x23 |
| 55/45/20 | 18.03x21.65x8.07 | 12.01x23.86 | 32.7 | 14.09 | 17.72 | 14.88 | 18.50 | 5x67 | 4x56 | 4x42 | 4x33 |
| 64/50/20 | 19.69x25.20x8.07 | 13.78x27.40 | 46.1 | 15.75 | 21.26 | 16.54 | 22.05 | 6x75 | 5x63 | 5x47 | 4x37 |

| NEXT Size | Available glanding area | | | Max. Entry Guide (metric) Top & Bottom / Left / Right | | | | | | | Order No. ³⁾ |
|--|--------------------------------------|------------|------------|---|----------|------------------|------------|------------|--------|------------|-------------------------|
| | Top & Bottom | Left | Right | gland (first row) | | hub (second row) | | | | | |
| | (with gland plates fitted) in inches | | | 1/2" NPT | 3/4" NPT | 1" NPT | 1 1/4" NPT | 1 1/2" NPT | 2" NPT | 2 1/2" NPT | |
| Gland entry detail – landscape orientation – | | | | | | | | | | | |
| 35/30/20 | 11.97x4.88 | 8.43x4.88 | 10.16x4.88 | 38/26/32 | 23/15/20 | 18/12/15 | 10/6/8 | 8/5/5 | 3/2/3 | 3/2/2 | NXTS13530201 |
| | | | | 21/14/18 | 12/8/10 | 10/6/8 | 8/5/7 | 4/2/3 | 3/2/3 | 3/2/2 | |
| 45/38/20 | 15.91x4.88 | 8.43x4.88 | 8.43x4.88 | 52/26/26 | 32/15/15 | 26/12/12 | 13/6/6 | 11/5/5 | 5/2/2 | 4/2/2 | NXTS14538201 |
| | | | | 29/14/14 | 16/8/8 | 13/6/6 | 11/5/5 | 5/2/2 | 4/2/2 | 4/2/2 | |
| 55/45/20 | 19.84x4.88 | 13.15x4.88 | 13.15x4.88 | 64/42/42 | 39/26/26 | 33/21/21 | 17/11/11 | 14/9/9 | 6/4/4 | 5/3/3 | NXTS15545201 |
| | | | | 36/23/23 | 20/13/13 | 17/11/11 | 14/9/9 | 6/4/4 | 5/3/3 | 5/3/3 | |
| 64/50/20 | 23.39x4.88 | 15.91x4.88 | 15.91x4.88 | 78/52/52 | 47/32/32 | 39/26/26 | 20/13/13 | 17/11/11 | 7/5/5 | 6/4/4 | NXTS16450201 |
| | | | | 42/29/29 | 24/16/16 | 21/13/13 | 17/11/11 | 8/5/5 | 6/4/4 | 6/4/4 | |

| Options | |
|--|------------------------------|
| with 1 gland plate | NXT S1 XYYZZ 1 |
| with 3 gland plate | NXT S1 XYYZZ 3 |
| NXT Painted | NXT PS XYYZZ N |
| with 2 gland plates | NXT S1 XYYZZ 2 |
| with 4 gland plates | NXT S1 XYYZZ 4 |
| Permanent Padlock Hasp Facility (Factory Fitted ONLY) | NXT NN XYYZZ0- HASP |

| Type | Order No. |
|--|-------------------|
| Example | |
| 45/38/20 with 2 gland plates, 316L and Padlock HASP facility | NXTS14538202-HASP |

Notes: ¹⁾ Dimensions drawing see page 7.39
²⁾ 123³⁾ Subtract 30 mm when no side gland plates
³⁾ Refer to „OPTIONS“ for full order number detail